
PACT PROGRESS

The newsletter of Parents and Children Together



Volume 5

2006

The 2006 year is off to a great start with the arrival of our PACT manual "Reading is NOT Enough!" This 450 page book outlines the PACT program and is filled with practical information. The basic premise of the book is that if children learn, and adults go back and relearn, the fundamental academic basics to the point of *mastery*, they will become **confident, independent** learners. Some of these basics include: penmanship, sight words, phonics, structure in writing, math basics, and comprehension. "Reading is NOT Enough!" is a valuable resource for all educators and is useful for therapeutic, remedial, and enrichment purposes. It is excellent for homeschoolers' and makes a great gift from grandparents.

Table of contents for Reading is Not Enough

assessments, teaching material, teaching procedures, games, questions and comments, timetables

Chapter 1 - Evaluation - *Have I mastered the basics?*

Chapter 2 - Mastering Penmanship - Do people want to read my writing?

Chapter 3 - Mastering Sight Words - *Speed and accuracy are needed!*

Chapter 4 - Mastering Concept Words - *Basic comprehension concept words*

Chapter 5 - Mastering Phonetics - Key Sounds - *Primary decoding tools*

Chapter 6 - Mastering Phonetics - Alphabet Team Mastery - *What are my choices?*

Chapter 7 - Mastering Phonetics - Word Endings - *The final touches*

Chapter 8 - Mastering Phonemes - Sound Discrimination - *Improve your ear!*

Chapter 9 - Mastering Basic Spelling Rules - *Good spelling is impressive!*

Chapter 10 - Mastering Syllables - *Become a superb word decoder!*

Chapter 11 - Mastering Irregular Verbs - *A must for ESL students!*

Chapter 12 - Mastering Basic Sentence Openers - *There are more than subject openers!*

Chapter 13 - Mastering Basic Sentence Dress-Ups - *Add colour to your sentences!*

Chapter 14 - Mastering the Narrative Story Model - *Tell a good story!*


Chapter 15 - Mastering the Essay Model - *End the temptation to plagiarize!*



Chapter 16 - Mastering Comprehension - *Making sure I understand what I read.*

Chapter 17 - Mastering Math Basics - *Overcome the fear of solving word problems.*

Chapter 18 - Theme approach - *Mastering the basics through themes I enjoy.*

Chapter 19 - Timetables - *Record keeping promotes motivation and accountability.*



 Mastering Education Basics
for Parents and Children Together 

A Letter from our Founder and Director



School is Out!

School is almost finished! Both parents and students often think that they do not need to do any more learning for the summer. If this is your attitude then think of this, if a 'typical' child (who has no learning difficulties) does nothing during the summer it is possible that he will lose three months worth of his learning. This loss will be even greater in the case of a child with a learning difficulty.

We need to emphasize the fact that learning never stops. However, we can do things differently and change the way we go about things in the summer months. This is a good way to prevent our children from perceiving that learning is a negative activity which leads to a negative and uncooperative attitude.


As I watched my grandchildren learn to walk I noticed that they always got up again and kept trying, even after a fall. Eventually, with enough practice, they all learned to walk without 'wibbling and wobbling' like Noddy. They were extremely pleased with themselves and our cheers showed that we were pleased with their determination to walk.

In these pictures Ethan has decided to work on his paper using marker pens and is doing "his consonants" he tells his sisters Jocie and Jena. The pleased smile on his face tells us that he is pleased with his efforts. At this time Ethan can say the Key Sounds Vowels orally and is learning the consonants orally. However, he figures that since Jocie and Jena are writing their Key Sounds tool words he will too! All the family is cheering him on as he reaches the goal he has made for himself.



Next month we will include some activities which will help you keep your child learning during the summer months.

Bible Alphabet Mastery



Ee

E - Your kingdom is an everlasting kingdom. Psalm 145:13

The Bible Alphabet

A - Ask and it will be given to you; seek and you will find.
- Matthew 7:7

B - Be still, and know that I am God. - Psalm 46:10

C - Cast all your anxiety on Him because he cares for you.
- 1 Peter 5:7

D - Discipline loves knowledge, but he who hates correction is stupid. - Proverbs 12:1

E - Your kingdom is an everlasting kingdom. - Psalm 145:13

Bible Alphabet Suggestions:

Review the bible verses for the letters Aa, Bb, Cc, Dd. Long term memory is developed through review.


Trace the verse(s) with gel pens.

Review these verses daily. Any words you do not know you can add to your personal spelling box.

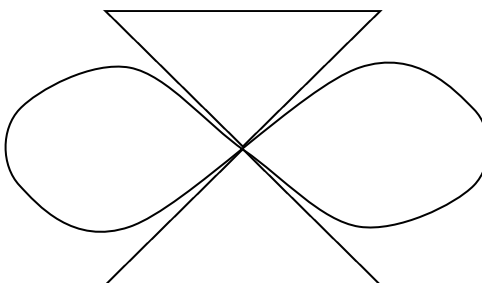
Notice the blue color used to trace the Bible verse. There are now red, orange, yellow, green, and blue. The children will learn the colors of the rainbow as we make the pattern.

Red, orange, yellow, green, and blue,
Don't forget indigo, and violet too!

Teaching Idea: How many syllables are in the word everlasting? (Answer: 4)
What little words do you see in everlasting? (Answer: ever and last)
What does everlasting mean?



Motif Writing develops hemispheric specialization which means that one side of the brain is dominant and allows students to think clearly and effectively. Hemispheric Specialization should be developed by the age of **seven**. Beautiful handwriting skills develop as a result of practicing Motif Writing. Teachers can tell when students have started their day with Motif Writing.



Creative Figure 8's

***Coming Soon!* Level 2 Motif Writing DVD**
Cursive Writing Motifs



Description of *PACT* Teaching Resources

Check our website or e-mail for a PDF file.
parentsandchildrentogether.ca pact@canwan.com